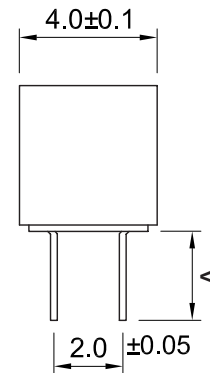
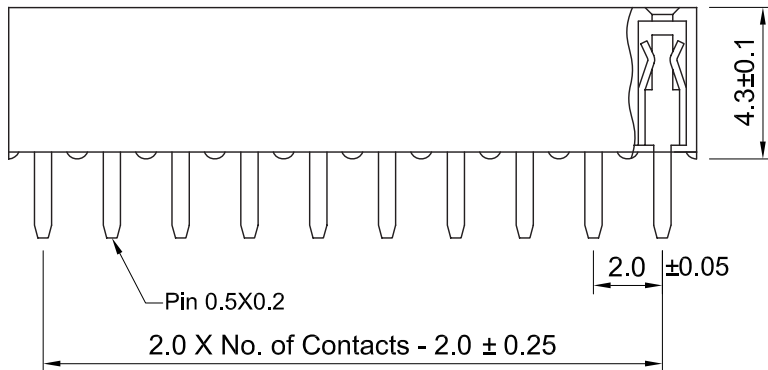
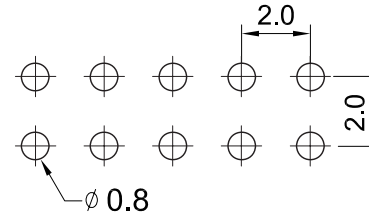


### Recommended P.C. Board Hole Layout



## Specifications

- Current Rating: 2 Amps
- Insulator Resistance: 1000 Megohms min.
- Contact Resistance: 20 m ohms max.
- Dielectric Withstanding: AC 500V
- Operating Temperature : -40°C ~ +125°C
- Contact Material: Phosphor Bronze
- Insulator Material: Polyester, UL 94V-0, Nylon-6T
- Contact Plated: See Option / Standard = Full Gold Flash

## Part Numbering System

**FH2-SD-4340 XX - XX - X N**

- Series** \_\_\_\_\_
- Terminal Length(A):** \_\_\_\_\_  
30 = 3.0mm  
24 = 2.4mm (Standard)
- No. of Pins** \_\_\_\_\_
- Contact Plating** \_\_\_\_\_
- Insulator Material:** \_\_\_\_\_  
N = High Temperature Nylon-6T

* Contact Plating Option	Full Gold Plating	Gold Plated On Contact Area Tin Plated on Solder Area	Full Tin Plating
	G : Gold Flash G10: Gold 10u" G15: Gold 15u" G30: Gold 30u"	S: Gold Flash S10: Gold 10u" S15:Gold 15u" S30: Gold 30u"	T: Tin 100u"

General Tolerance	
X. ± 0.50	X.° ± 5°
.X ± 0.20	.X° ± 2°
.XX ± 0.10	.XX° ± 1°
Units : mm	